


Cutting and Sticking cont.

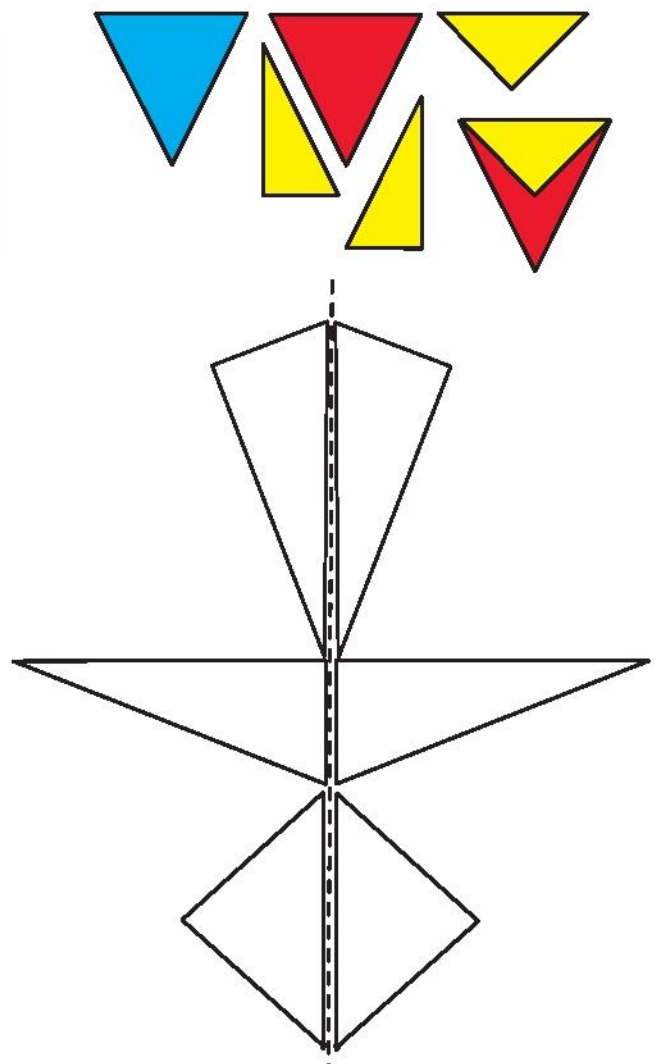

Looking at Mackintosh's drawing, children can see how he alternates and overlays. They can do the same in their own way.



Mackintosh's design for the wall stencil.



If the children have used the same grid they should be able to fit their pieces of pattern together. and could make a Mackintosh tree on a chequered trunk for their display!



Using the same pieces you can be more adventurous and put other matching edges together to produce new symmetrical shapes for pattern making like this. However they may be tricky to fit onto your grid but it could also give you new interesting shapes where they overlap and in between.